


# Coloring with Pete the Cat!



In *Pete the Cat and His Magic Sunglasses*, Pete learns to look on the bright side! You can look at things in a whole new way by coloring in the picture of Pete below!



Artwork © 2013 James Dean. Permission to reproduce this page has been granted by the copyright holder, HarperCollins Publishers. All rights reserved.


**HARPER**


An Imprint of HarperCollins Publishers

[www.harpercollinschildrens.com/petethecat](http://www.harpercollinschildrens.com/petethecat)

# ROCK OUT AND COLOR!

Pete the Cat loves to play music and dance! Color in the picture below using crayons, markers, and glitter to make Pete rock n' roll!





# Coloring in Your School Shoes

Pete rocks red shoes for school, but what about you?  
Color these to match your ideal school shoes.



**HARPER**

An Imprint of HarperCollinsPublishers

[www.harpercollinschildrens.com](http://www.harpercollinschildrens.com)

Pete the Cat: Rocking in My School Shoes. © 2011 James Dean and Eric Litwin. All rights reserved.  
Permission to reproduce and distribute this page has been granted by the copyright holder, HarperCollins Publishers.



# Pete<sup>the</sup> Cat

Can you connect the dots to reveal who is helping Pete the Cat on Christmas Eve?



**HARPER**

An Imprint of HarperCollinsPublishers

[www.harpercollinschildrens.com/petethecat](http://www.harpercollinschildrens.com/petethecat)

# Pete<sup>the</sup> Cat



## Decorate for Christmas!

Pete the Cat decorated his bus for Christmas with awesome garlands! What are some of the ways you help spread holiday cheer? Draw festive items like Christmas trees, ornaments, wreaths, candles, and anything else you can think of in the box below. Be as creative as Pete!




**HARPER**

*An Imprint of HarperCollinsPublishers*

[www.harpercollinschildrens.com/petethecat](http://www.harpercollinschildrens.com/petethecat)

Permission to reproduce and distribute this page has been granted by the copyright holder, HarperCollins Publishers. All rights reserved. Illustrations © 2012 James Dean.



# Celebrate Thanksgiving with Pete the Cat!

In *Pete the Cat: The First Thanksgiving*, Pete learns all about the story of Thanksgiving. Celebrate Thanksgiving by making a cool turkey craft below!

## Instructions:

1. In the space below, lay one hand flat against the paper.
2. Spread your fingers out as much as possible while keeping them flat against the paper.
3. Using your opposite hand, take a pencil and trace the outline of your hand, creating a handprint.
4. Using markers, crayons, and colored pencils, color in your turkey! The thumb is the head of the turkey, and all the other fingers make up the feathers. Don't forget to draw a face on the thumb!
5. Cut out your handprint turkey and hang it on a wall, window, or refrigerator! Gobble gobble!

Remember—  
always ask an adult  
for permission before  
using sharp objects  
like scissors!

